



NEW ZEALAND POLICE NATIONAL STATISTICS WANDERERS LIVING WITH DEMENTIA



Presented by
Delanie HALTON
Auckland LSAR
Administration Officer
NZ Police

What was collected

- It was initially decided to collect stats only for persons living with dementia.
- Basic information was obtained so as to give an overall impression rather than in depth analysis
- Information included:
 - Times and date
 - Details of missing person
 - Location missing from
 - Who found the missing person

Why Collect these stats ?

- It was decided to collect these statistics to give a bigger police perspective of the problem.
- The information will help each district to assess their problem and act on it if necessarily.
- To determine if any additional SAR response was necessary for individual areas.

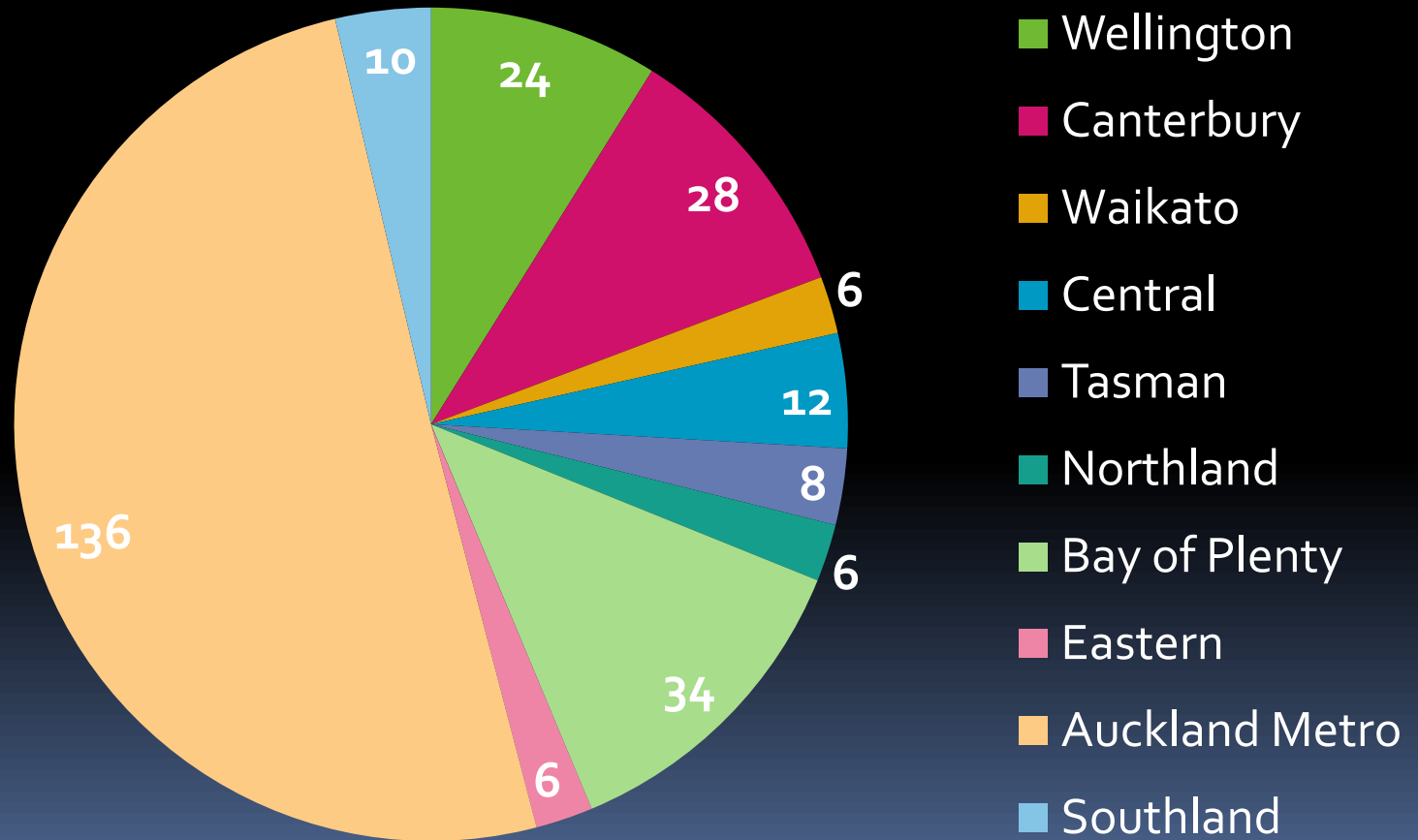
Where do the national stats come from


- Police CARD system creates an event for each job.
- 4 months were surveyed .
- Jobs looked at for information were missing persons (2M) and land searches (1L).
- Each job was analysed and basic information was obtained
- Although Auckland is made up of 3 districts the information was recorded as 1 identity as the 3 districts are serviced by 1 SAR group

Total number of missing persons per district each month


| District | Nov-07 | Mar-08 | Jun-08 | Aug-09 | Total |
|---------------|--------|--------|--------|--------|-------|
| Wellington | 5 | 5 | 5 | 9 | 24 |
| Canterbury | 4 | 6 | 8 | 10 | 28 |
| Waikato | 1 | 2 | 1 | 2 | 6 |
| Central | 5 | 2 | 3 | 2 | 12 |
| Tasman | 2 | 2 | 4 | 0 | 8 |
| Northland | 1 | 1 | 3 | 1 | 6 |
| Bay of Plenty | 10 | 4 | 6 | 14 | 34 |
| Eastern | 1 | 1 | 1 | 3 | 6 |
| Auckland | | | | | |
| Metro | 29 | 31 | 27 | 49 | 136 |
| Southland | 4 | 3 | 1 | 2 | 10 |
| | 62 | 57 | 59 | 92 | 270 |

Total number of missing persons per district





Making the information equitable

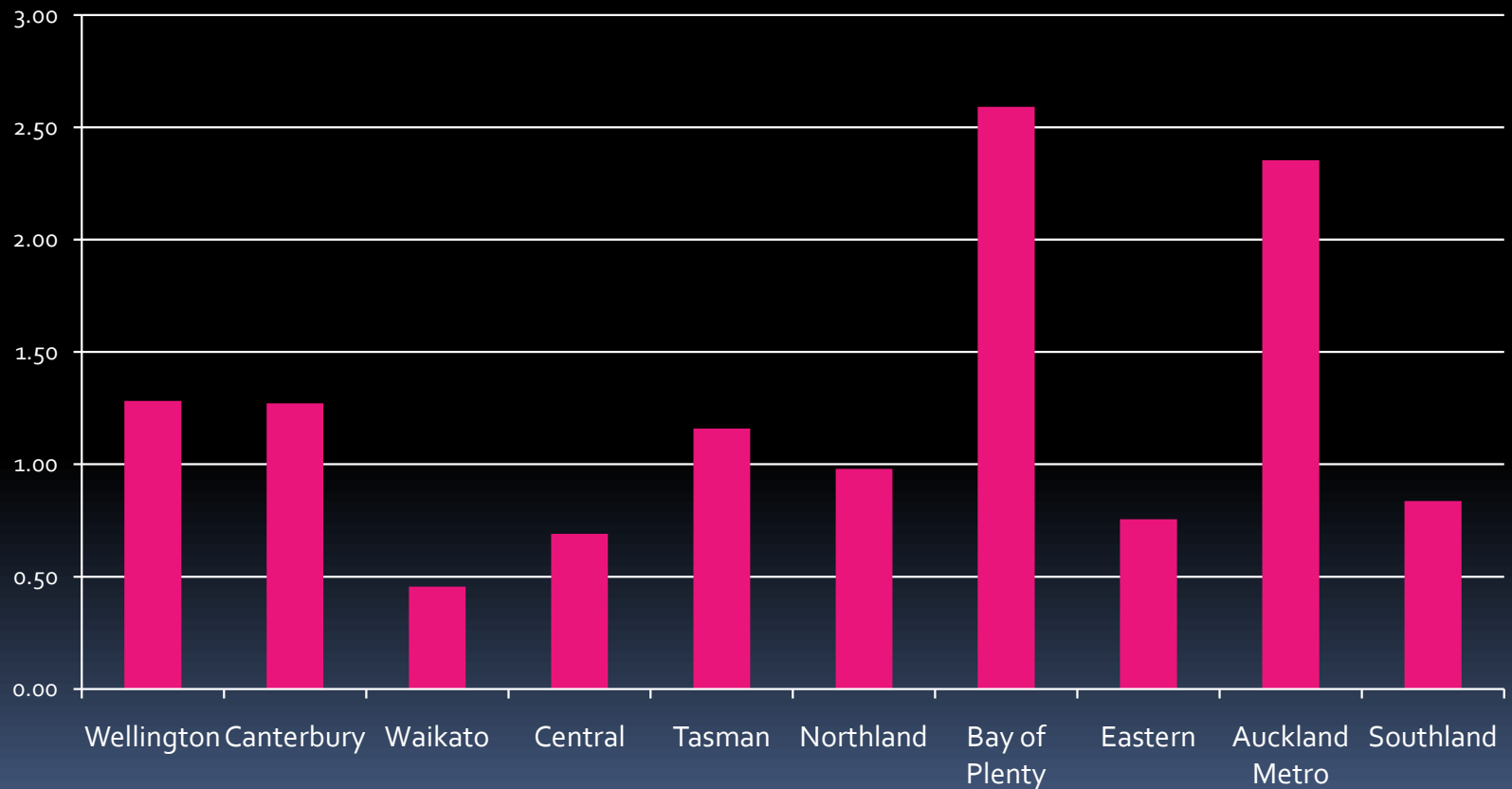
- Due to the varying sizes of the police districts it was decided to represent the data as a per capita figure for the next table and graph.
 - This gives a fairer representation for all districts
- 

Making the information equitable cont.

| | total | per month | population | per 100000 |
|----------------|-------|-----------|------------|------------|
| Wellington | 24 | 6 | 467920 | 1.28 |
| Canterbury | 28 | 7 | 550385 | 1.27 |
| Waikato | 6 | 1.5 | 329060 | 0.46 |
| Central | 12 | 3 | 434395 | 0.69 |
| Tasman | 8 | 2 | 172535 | 1.16 |
| Northland | 6 | 1.5 | 153045 | 0.98 |
| Bay of Plenty | 34 | 8.5 | 328005 | 2.59 |
| Eastern | 6 | 1.5 | 198520 | 0.76 |
| Auckland Metro | 136 | 34 | 1444840 | 2.35 |
| Southland | 10 | 2.5 | 299035 | 0.84 |


Missing Persons per population

Missing persons per 100,000 people in population

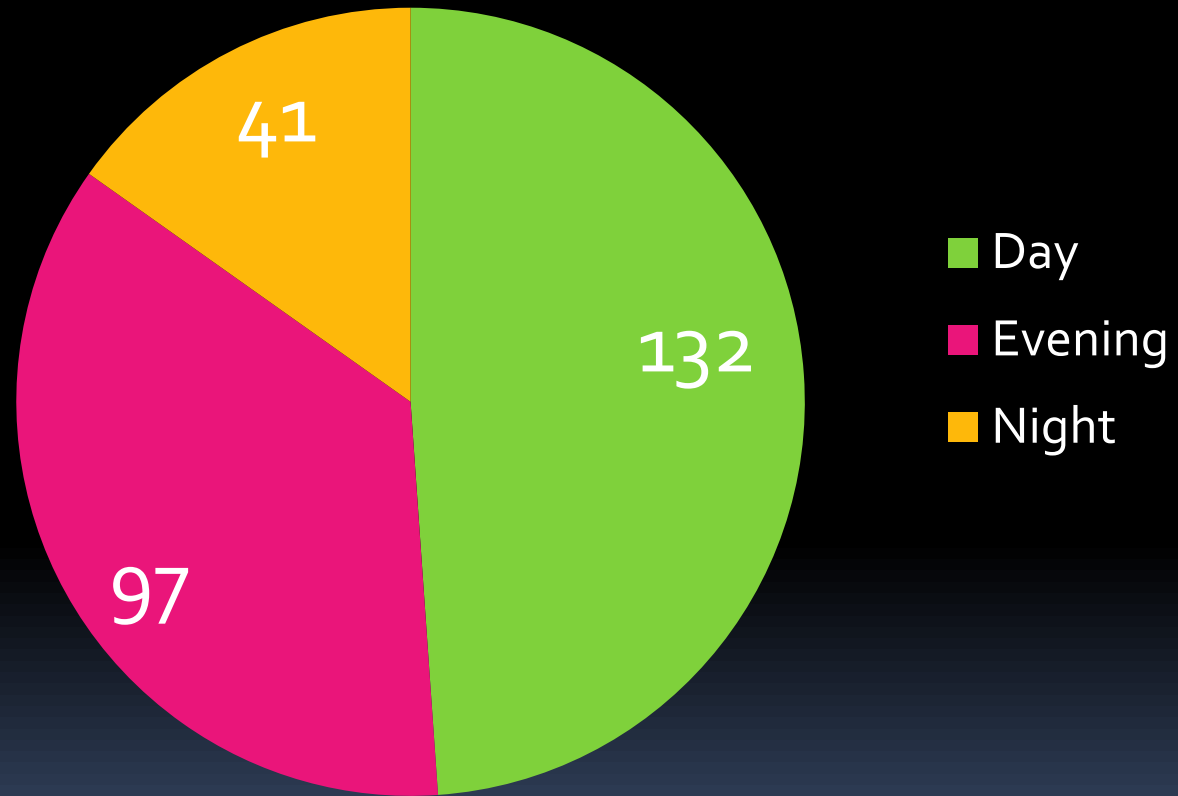




Time of day Person Reported missing

- The time when the missing person was reported missing was split into 3 time groups
 - Day 07:00 – 16:59
 - Evening 17:00 – 20:59
 - Night 21:00- 06:59
- 

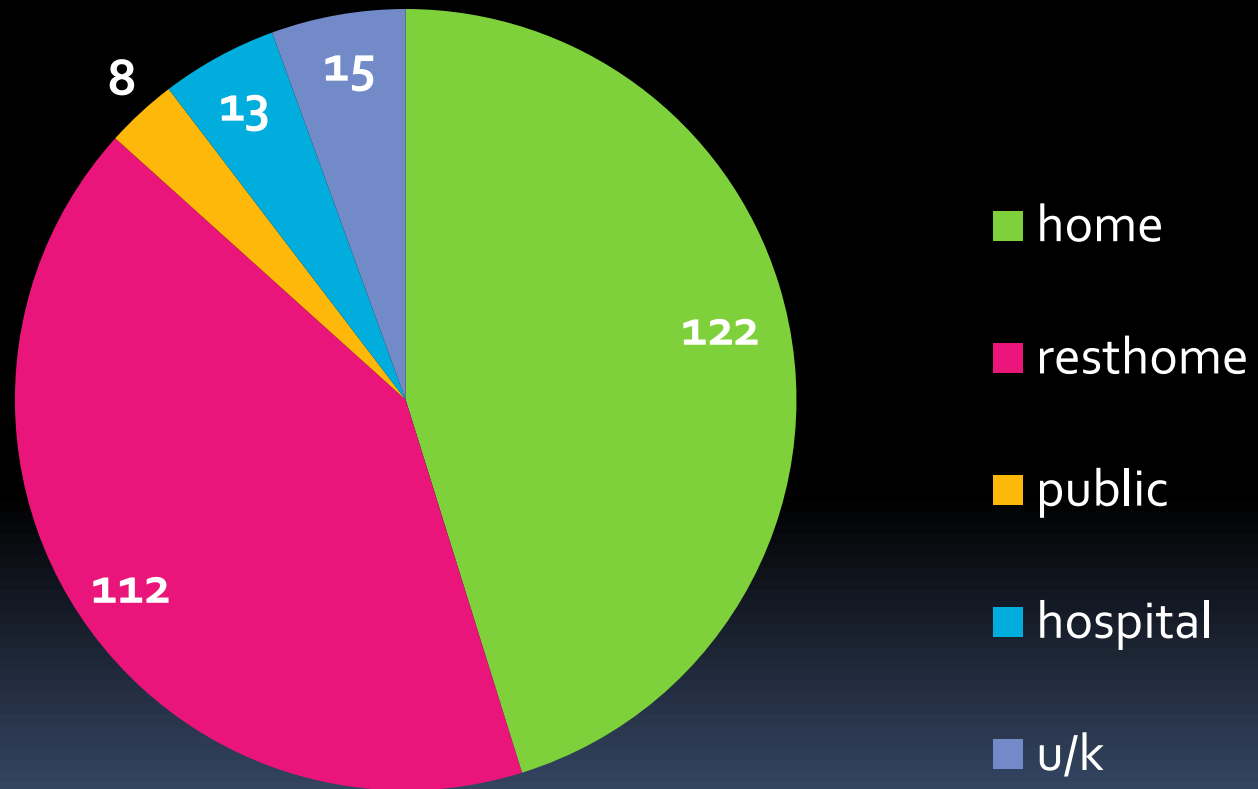
Time when person reported missing



Where the person went missing from

| home | resthme | public | hospital | u/k |
|------|---------|--------|----------|-----|
| 122 | 112 | 8 | 13 | 15 |

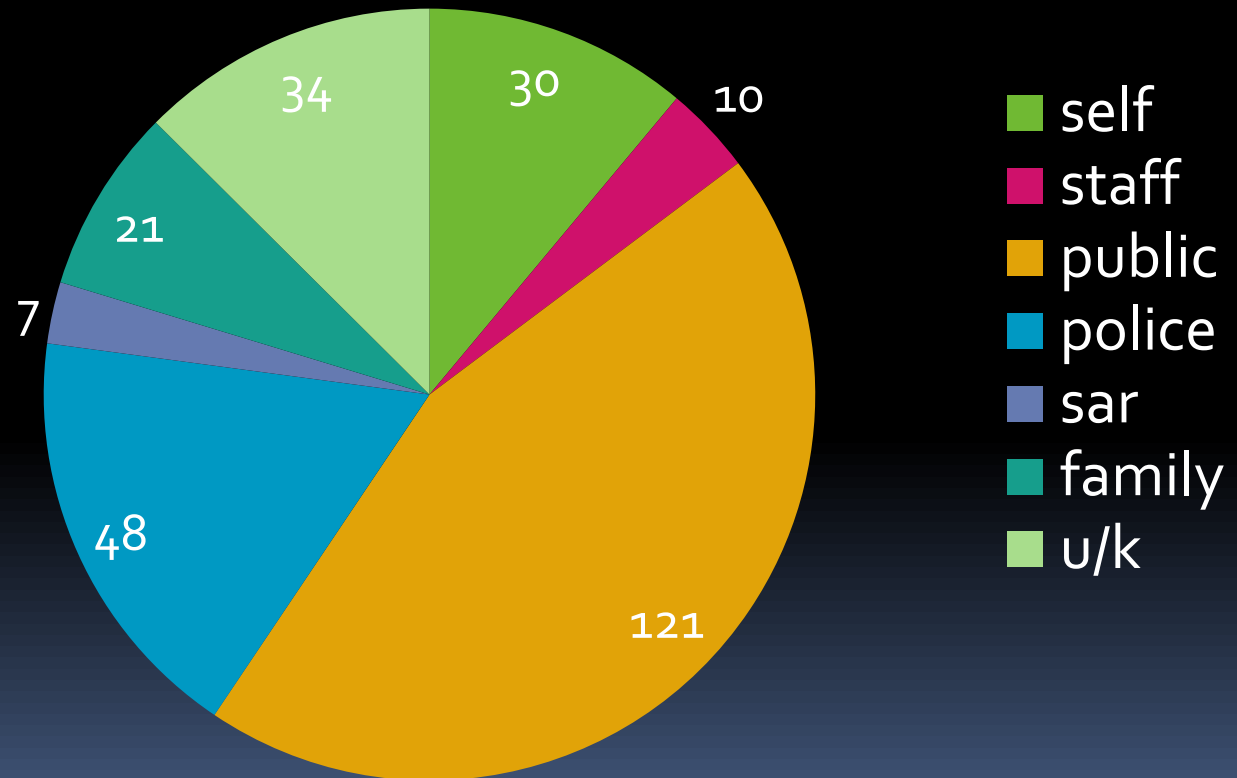
Where the person went missing from



Who located the missing person

| self | staff | public | police | sar | family | u/k |
|------|-------|--------|--------|-----|--------|-----|
| 30 | 10 | 121 | 48 | 7 | 21 | 34 |

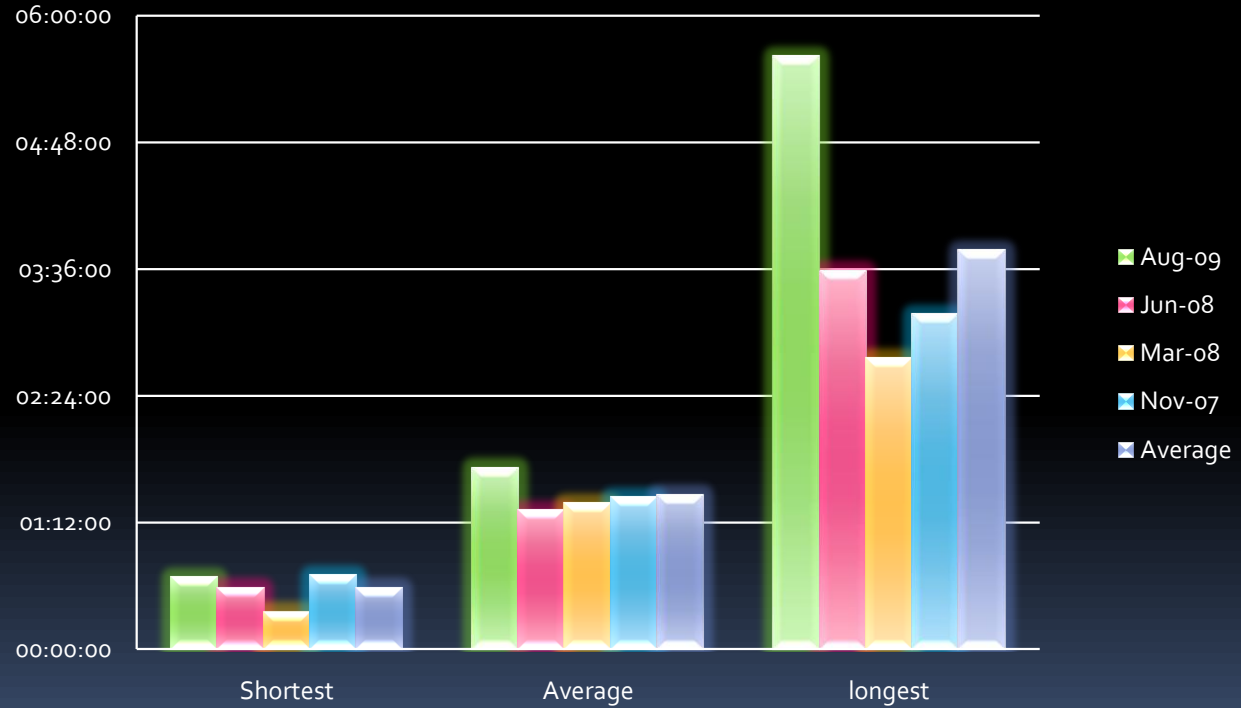
Who located the missing person



Average length of police job

| | Shortest | Average | longest |
|----------------|----------|---------|----------|
| Aug-09 | 00:41:00 | 1:43:00 | 05:37:00 |
| Jun-08 | 00:35:00 | 1:19:00 | 03:35:00 |
| Mar-08 | 00:21:00 | 1:23:00 | 02:45:00 |
| Nov-07 | 00:42:00 | 1:26:00 | 03:10:00 |
| Average | 00:34:45 | 1:27:45 | 03:46:45 |

Length of police job

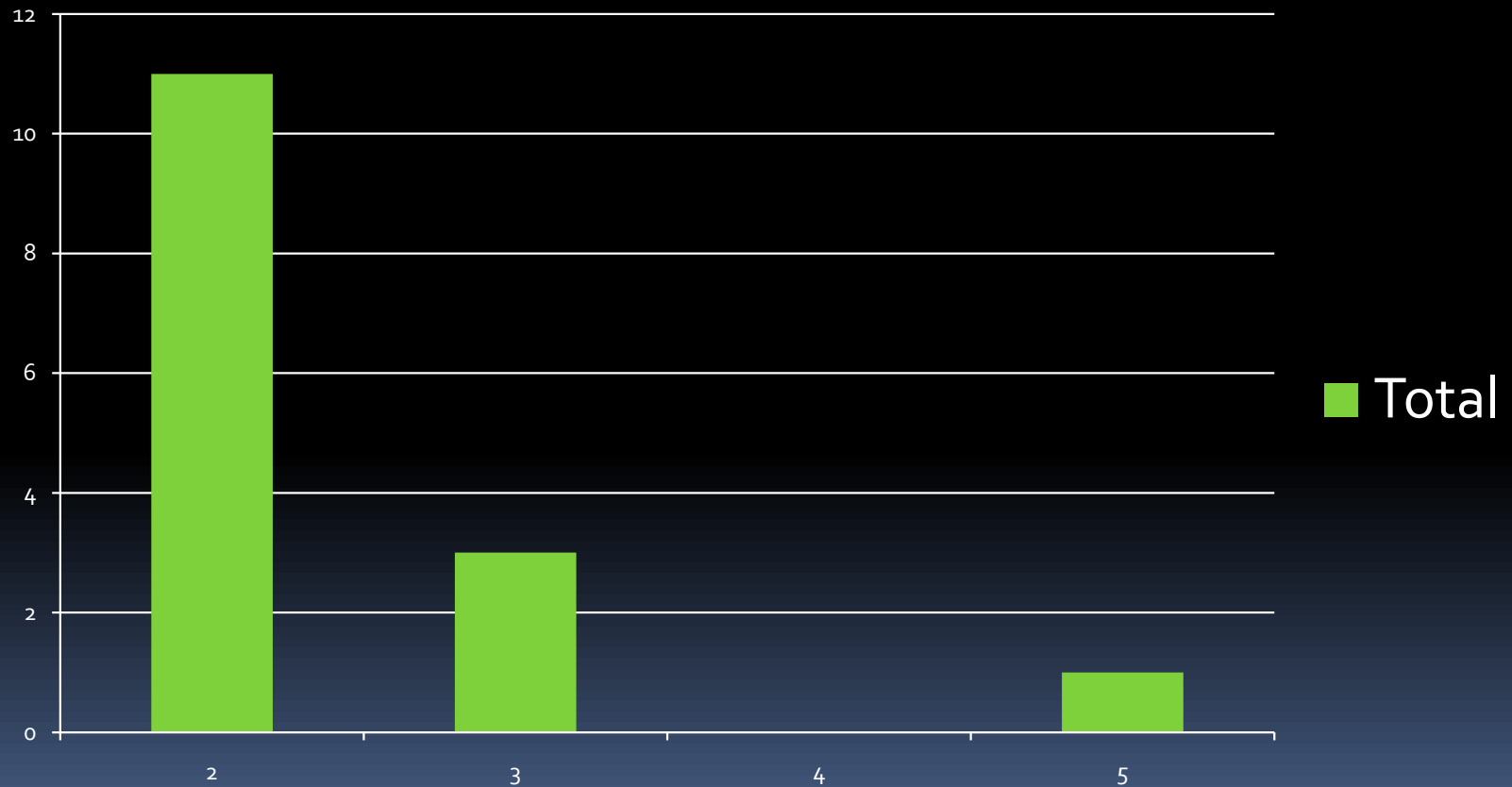


Person wandering regularly

| No. of times wandered | 2 | 3 | 4 | 5 |
|-----------------------|-----------|----------|----------|----------|
| Nov-07 | 5 | | | |
| Mar-08 | | | | |
| Jun-08 | 2 | 2 | | |
| Aug-09 | 4 | 1 | | 1 |
| Total | 11 | 3 | 0 | 1 |

Persons wandering reg

Persons wandering multiple times per Month





How does this relate to search and rescue

- Everyone of these missing persons is a potential search involving SAR
- Private homes and rest homes are identified as a high risk for people to wander from.
- Some prevention measures in these areas may significantly reduce missing person police jobs.



Conclusion

- This study has given an insight as to how big the problem is and resources needed to deal with this issue.
 - It also identified the limited role SAR has with these missing people at this time.
 - It has identified that different districts have varying levels of numbers of missing people
- 